

# Groove-Lexikon: Trance

Marius Wunsch CC0

♩ = 140

**A**

Drums Main

FX Sounds

High Cut Filter 20 kHz

FX Riser

Synth Bass Low

Synth Bass High

Synth Pad Low

Synth Pad Mid

Synth Pad High

Synth Arp 1

Synth Arp 2

Synth Lead

Klavier


Vocals

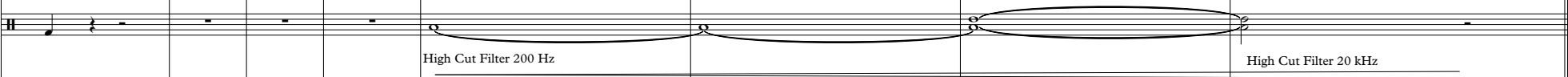
Ah - - - -

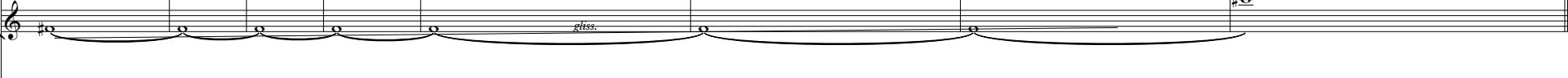
Ah - - - -


The musical score is for a Trance track titled "Groove-Lexikon: Trance" by Marius Wunsch. It is in 4/4 time with a tempo of 140 BPM. The score is divided into two main sections, both labeled 'A'. The first section 'A' starts with a drum pattern in the 'Drums Main' track, followed by FX sounds in the 'FX Sounds' track. The 'FX Riser' track is empty. The 'Synth Bass Low' and 'Synth Bass High' tracks have a continuous bassline. The 'Synth Pad Low', 'Synth Pad Mid', and 'Synth Pad High' tracks have a continuous pad. The 'Synth Arp 1' and 'Synth Arp 2' tracks have a continuous arpeggiated pattern. The 'Synth Lead' and 'Klavier' tracks have a continuous melody. The 'Vocals' track has a vocal line that starts with a long note and then has a short note. The second section 'A' starts with a drum pattern in the 'Drums Main' track, followed by FX sounds in the 'FX Sounds' track. The 'FX Riser' track is empty. The 'Synth Bass Low' and 'Synth Bass High' tracks have a continuous bassline. The 'Synth Pad Low', 'Synth Pad Mid', and 'Synth Pad High' tracks have a continuous pad. The 'Synth Arp 1' and 'Synth Arp 2' tracks have a continuous arpeggiated pattern. The 'Synth Lead' and 'Klavier' tracks have a continuous melody. The 'Vocals' track has a vocal line that starts with a long note and then has a short note.


9 **B**


Dr. 

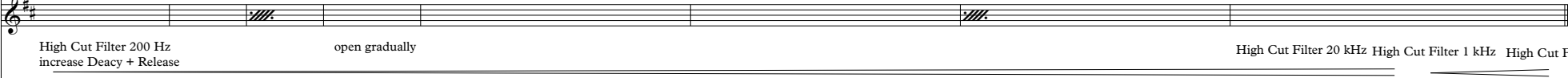
FX   
High Cut Filter 200 Hz High Cut Filter 20 kHz


Riser   
*gliss.*

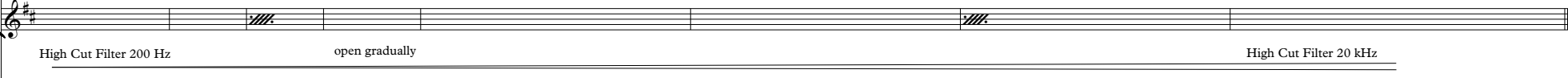
S. Bass   
High Cut Filter 200 Hz open gradually High Cut Filter 20 kHz


Syn. Pad L   
High Cut Filter 200 Hz open gradually High Cut Filter 20 kHz

Arp 1   
High Cut Filter 200 Hz increase Decay + Release open gradually High Cut Filter 20 kHz High Cut Filter 1 kHz High Cut Filter 20 kHz

Arp 2   
High Cut Filter 200 Hz increase Decay + Release open gradually High Cut Filter 20 kHz High Cut Filter 1 kHz High Cut Filter 20 kHz

Syn. Lead   
High Cut Filter 200 Hz open gradually High Cut Filter 20 kHz

Klav.   
High Cut Filter 200 Hz open gradually High Cut Filter 20 kHz

Voc   
Ah -

Dr.

17

A

FX

High Cut Filter 20 kHz

High Cut Filter 20 kHz

S. Bass

S. Bass

Syn. Pad L

Syn. Pad M

Syn. Pad H

Arp 1

Arp 2

Syn. Lead

Klav.

Voc

A

Ah

- - - -